

EVE MATIN - CE PRESENTATION



BACKGROUND



Identity

“Earth is one country and humanity its citizens”

Multiculturality



Intercultural



Dialogue

THE HARP



Classical Harpist



Flamenco Lover





OBJECTIVE-
harp in new context!
Generate intercultural
dialogue.

METHODOLOGY-
Artist research and
collaborative work!

PROCESS



INTERVIEWS

Research


TECHNIQUES



1:42



1:09



NOTATION

The image displays a grid of musical notation examples, organized into 10 rows and 5 columns. Each row represents a different musical effect or technique, with its corresponding notation symbol shown above a five-line staff. The symbols are:

- Row 1: Snap pizzicato below (inverted triangle), Snap pizzicato above (triangle), Buzz pizzicato (inverted triangle with vertical line), Left-hand pizzicato (triangle with horizontal line), Snap pizzicato below (German) (inverted triangle with vertical line).
- Row 2: Snap pizzicato above (German) (triangle with vertical line), Arpeggiato up (upward arrow), Arpeggiato down (downward arrow), Breath mark (Salzedo) (curved line), Isolated sounds (Salzedo) (square).
- Row 3: With fingernails (curved line), Fingernail flick (hook), Fingernails (beater) (hook with vertical line), Plectrum (hook with vertical line), Play at upper end of strings (Salzedo) (MM).
- Row 4: Damp (circle), Damp all (circle with vertical line), Damp for stem (circle with vertical line), Damp only low strings (Salzedo) (circle with vertical line and horizontal line), Damp with both hands (Salzedo) (circle with vertical line and horizontal line).
- Row 5: Damp below (Salzedo) (circle with vertical line and horizontal line), Damp above (Salzedo) (circle with vertical line and horizontal line), Muffle totally (Salzedo) (circle with vertical line and horizontal line), Tam-tam sounds (Salzedo) (circle with vertical line and horizontal line), Timpanic sounds (Salzedo) (circle with vertical line and horizontal line).
- Row 6: Harp pedal raised (flat) (plus sign), Harp pedal centered (natural) (plus sign), Harp pedal lowered (sharp) (plus sign), Harp pedal divider (plus sign), Combining string noise for stem (lightning bolt).
- Row 7: Oboic flux (Salzedo) (wavy line), Thunder effect (Salzedo) (zigzag line), Whistling sounds (Salzedo) (trapezoid), Metallic sounds (Salzedo) (dollar sign), Metallic sounds, one string (Salzedo) (dollar sign).
- Row 8: Slide with suppleness (Salzedo) (loop), Fluidic sounds, left hand (Salzedo) (circle), Fluidic sounds, right hand (Salzedo) (circle), Metal rod pictogram (rod), Metal rod pictogram (alternate) (rod with cap).
- Row 9: Tuning key pictogram (key), Use handle of tuning key pictogram (key), Use shank of tuning key pictogram (key), Retune strings for glissando (key), Tuning key pictogram (alternate) (key).
- Row 10: Snare drum effect (Salzedo) (circle with slash), Ascending aeolian chords (Salzedo) (rectangle), Descending aeolian chords (Salzedo) (rectangle), Cluster notehead white (square), Cluster notehead black (square).

EXTENDED TECHNIQUES



HIGH NOTES BENDING EFFECT
& PEDAL SLIDE EFFECT



EXTENDED TECHNIQUES

The Dying Annoying String



Nail Creepy Slide

Musical notation for the 'Nail Creepy Slide' technique. It consists of two staves: a treble clef staff and a bass clef staff. The treble staff has three measures, each containing a horizontal line with a wavy vertical line extending upwards from it, topped with a 'D' symbol. The word 'PRESTO' is written above the second measure. The bass staff has three measures, each containing a horizontal line with a wavy vertical line extending downwards from it, topped with a 'D' symbol. The word 'LARGHISSIMO' is written below the third measure. Between the two staves, there are three diamond-shaped symbols: one in the first measure, two in the second, and one in the third.

Musical notation for the 'The Dying Annoying String' technique. It shows a single treble clef staff. The first measure contains a quarter note with a dot. The second measure contains a quarter note with a dot. The third measure contains a quarter note with a dot. The fourth measure contains a quarter note with a dot. The fifth measure contains a quarter note with a dot. The sixth measure contains a quarter note with a dot. The seventh measure contains a quarter note with a dot. The eighth measure contains a quarter note with a dot. The word 'DEATH' is written above the eighth measure. The notation includes a series of notes connected by a dashed line, and a final note with a 'D' symbol above it.

EXTENDED TECHNIQUES

EXTREME MELODIC BUZZING



BUZZING TECHNIQUE



Ped.

0: +1 0 +1 +2 +3 0 +4 +5 +6 +8 +9 0

sfz



PEDAL TECHNIQUES

TRIPLE PEDAL MOVE BOTH FOOT



C#Maj9

← | FGA →

D#

3p. FGA

UNIVERSAL GRATITUDE IN 4&6

HARP

MIKE CASEY

LANDO Cm Bb Cm Bb Dm Cm Gm/D Dm Cm Gm/D

5 [A] Fm3 Bb A# G#m% C# Ab G7(9#)

9 [LANDO] F# Bb A# G7(9#) Abmaj9 Bb Bb7(9/5/4)

13 [LANDO] Eb G# Bb Cm add:11 CARTON FILL

17 [LANDO] Cm SOFT Bb Cm Bb Dm Cm Gm/D Dm Cm Gm/D

21 Fm3 Bb A# G#m% C# Ab G7(9#) Eb D# Cm3

25 [LANDO] Eb7alt G7alt Cm3 HARP FILL Ebmaj9

29 [LANDO] Eb7alt G7alt Cm3 HARP FILL Ebmaj9

33 Bb A# G7alt Cm3 Ab Fm3 G#m% C# Ab G7(9#) Cm3

37 C# Ab Cm3 Ebmaj9 Bb A# G7alt Bb D# Cm3

COPYRIGHT © ASCAP V.5

41 Cm3 Eb Ab Fm3maj9 HARP TANGOS

45 Eb# F#m% Bb

49 Bb A# G7(9#) Bb C7

53 Bb A# G7(9#) E/D G# F# G/F (A-9)

57 [LANDO] D# Bb Ab Ebmaj9


61 (C# Ab) HARP SWEEP/APEEG ALL Fm3maj9 F#m% Bb Eb

65 E/D Eb G/F Bb Ebmaj9 Ab F# G#m% Ab Eb Fm3

69 Bb A# G#m% Ab G7(9#) Bb D# Cm3 Fm3



Fast strumming
Sol Frigio Flamenco



Flamenco strumming techniques

FLAMENCO TECHNIQUES

CHORD STRUMMING
OPEN STRUMMING
HARMONIC RHYTHM
PHRYGIAN SCALE
PEDAL SLIDES
MUFFLING

D FRIGIO



The image shows musical notation for the D Frigio chord. It consists of two staves: a treble clef staff and a bass clef staff. The treble staff has a key signature of one flat (Bb) and a 2/4 time signature. The chord is represented by a dotted quarter note on D4, a quarter note on F4, and a quarter note on Ab4. The bass staff shows the same chord with an x on the first string (F), an x on the second string (Ab), and an x on the third string (D). The notation is enclosed in a brace on the left side.






25

Spanish guitar technique

$\downarrow = 120$ ~



Electronic Explorations



Applied techniques

Global Music
Fusion
Classic

1:33

5:40



HARP - DISSEMINATION DRAGON FRUITS



Dragon Fruit
@Dragonfru

- Inicio
- Publicaciones
- Opiniones
- Fotos
- Información
- Comunidad
- Crear una página



Te gusta Siguiendo Compartir


Enviar mensaje

Escribe una publicación...
Foto/video Etiquetar am... Estoy aquí

Publicaciones
Dragon Fruit actualizó su foto del perfil.
15 de mayo a las 16:34

Aún no tiene calificación
INFORMACIÓN SOBRE DRAGON FRUIT
Dragon Fruit
Comprised only from melodic instrumentation, harp guitar and Vocals.

Instagram Buscar



dragonfruitmusica Siguiendo

3 publicaciones 23 seguidores 11 seguidos

dragon fruit
madlystock, oneillstickup, caneltuts y 7 más siguen esta cuenta

PUBLICACIONES ETIQUETADAS



Inicio Stream Biblioteca Buscar Mejorar la cuenta Subir



Todo Pistas Álbumes Listas Reposts

Dragon Fruit
Take Me on a Trip
hace 20 días
4:23
1 Repostar Compartir Más

Dragon Fruit
Loose Yourself
hace 20 días
3:12

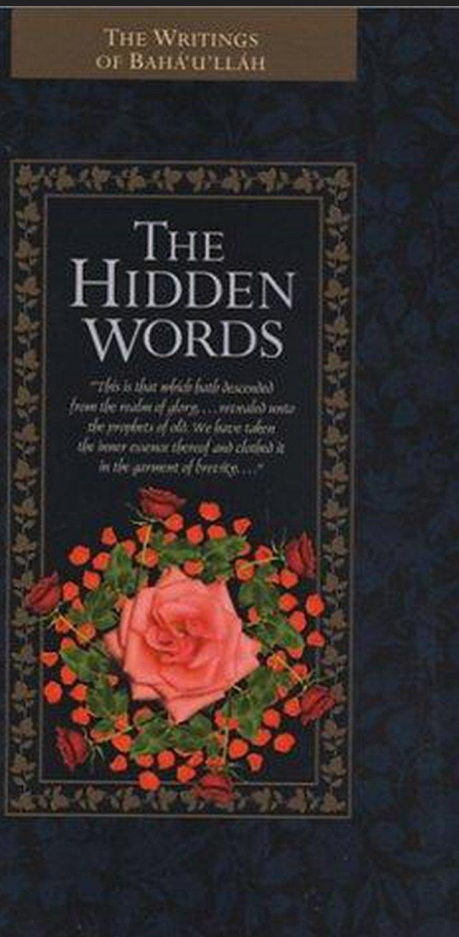
Seguidores 4
4 seguidos
Pásate al móvil
Download the App

Next Steps

AUDIO
BOOK



Dragon
Fruits Sound
Cloud



KIDS TALE

GRACIAS!!!!!!!

THANK YOU!!!

متشكرم

धन्यवाद

ಧನ್ಯವಾದ

gràcies

MERCI!!!

شكرا جزىلا

grazie



고맙습니
다

تنهنجي
مهرباني